
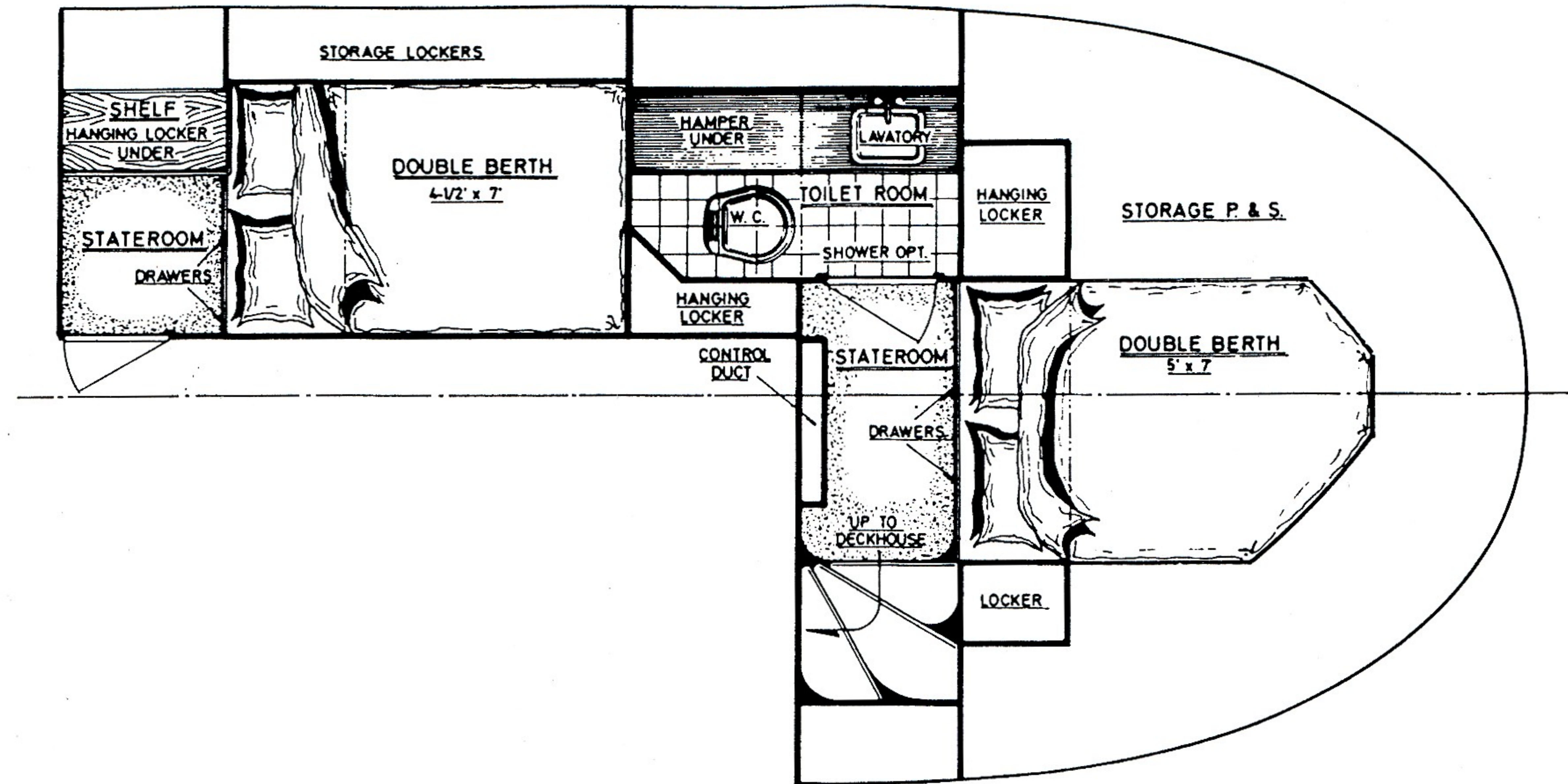


.....the deck

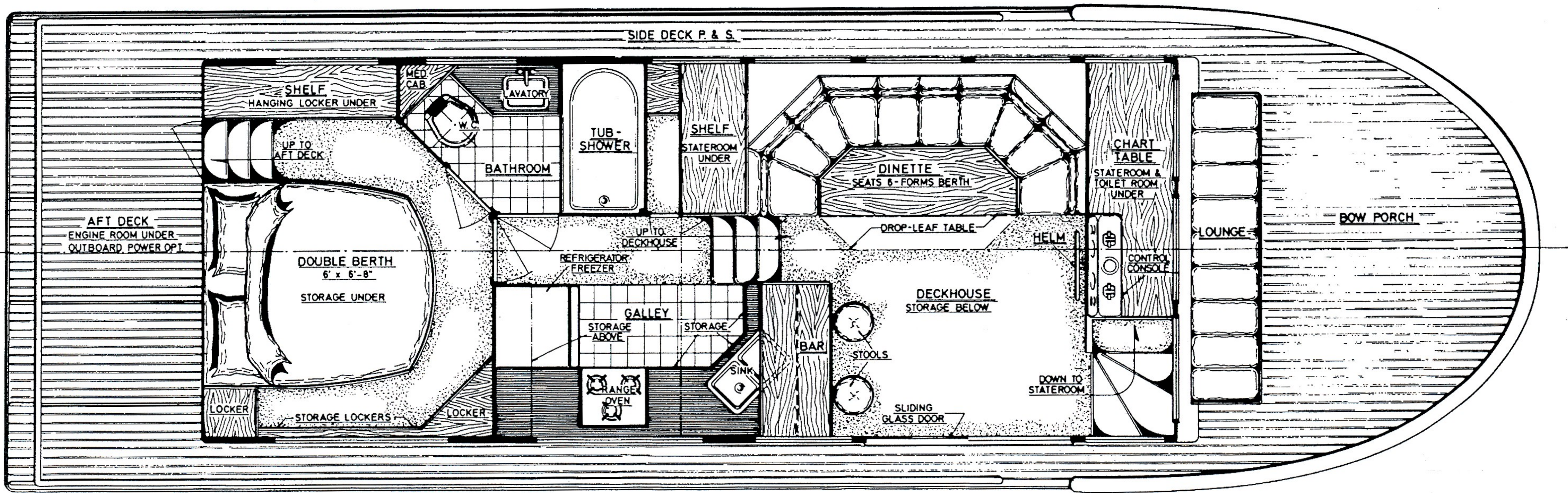
The walkaround decks provide ready access to go forward or aft. Forward there's a large covered bow porch with a lounge for sitting, relaxing and enjoying the scenery. The aft deck provides space for fishing or lounging, with a ladder leading to the big sun deck. This is the spot to stretch out, enjoy the sun, and get a good view of the surroundings. Further forward is the spacious flying bridge with separate controls and back-to-back seating.

.....the owner's stateroom

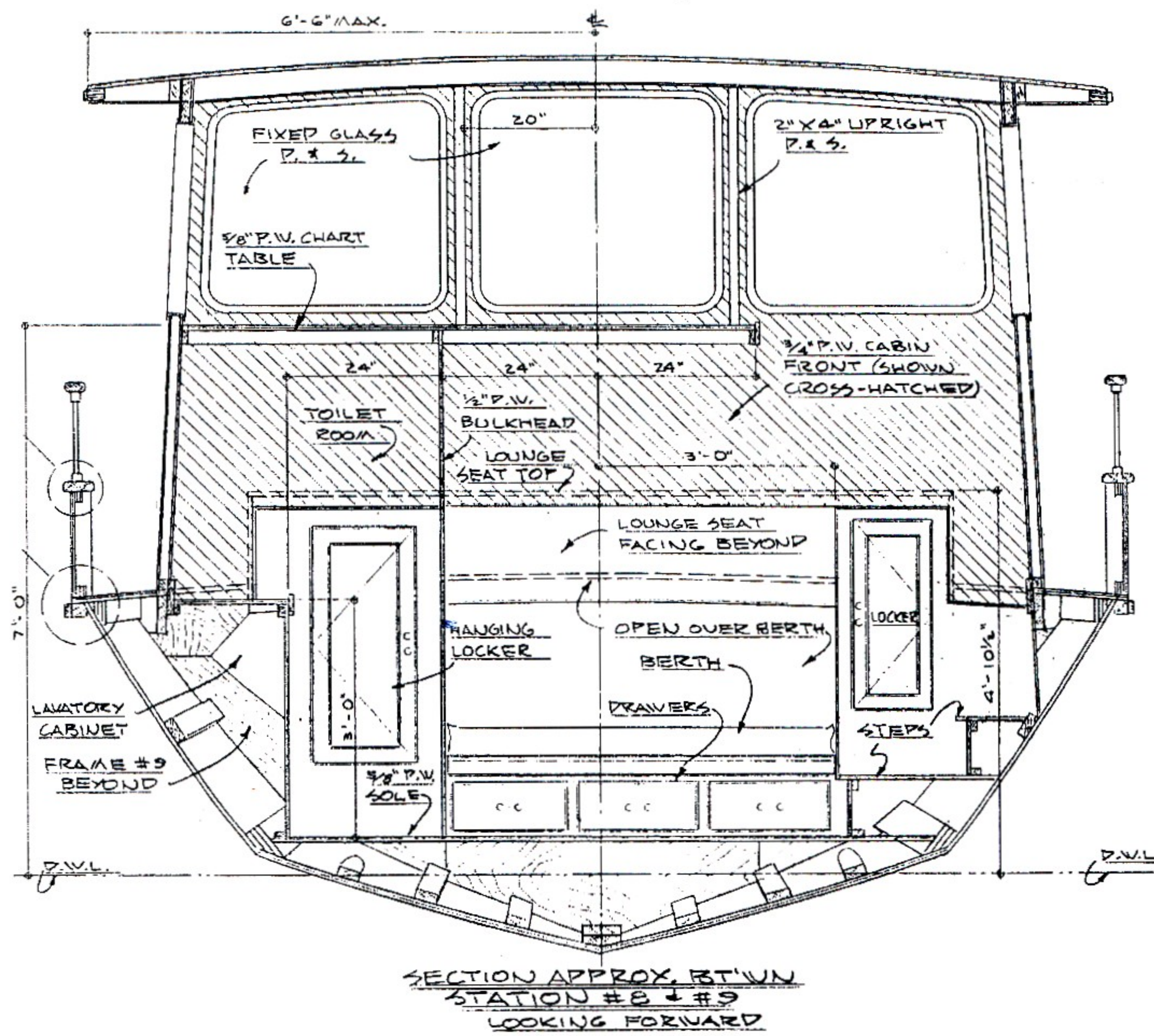
The aft stateroom has a large 6' x 6'8" bed; plenty of space and length for comfortable sleeping. Generous window areas assure ample light and ventilation, and storage areas abound. There's a large hanging locker to port with lots of storage and lockers on the opposite side. There's a complete bathroom accessible from the owner's stateroom or the center aisle. Note the tub with shower, full watercloset and lavy with large counterspace. All the comforts of home!



BELOWDECK ARRANGEMENT



ARRANGEMENT PLAN



BUILDING WITH PLYWOOD

The plywood construction is standard in nature with sawn frames erected on a building form that is fully detailed in the plans. Longitudinal members are bent over these cross frames. The plywood readily forms to the developed framework surfaces. A double diagonal format totalling 1" in thickness is used on the bottom, while topsides are standard sheet laminates to 5/8". Standard sized 4' x 8' sheets can be used throughout. The Bill of Materials (included with these study plans for determining building costs) calls out some longer lengths, however, the plans detail methods of joining the shorter panels to make the required longer lengths. Epoxy encapsulation of all members and fiberglassing of the exterior is highly recommended. The PLANS and PATTERNS consist of seven large scale plan sheets. An example of a few of the details provided are included in this study plan but in a much reduced format. Also included are Instructions that carry you thru the building of the hull in a progressive manner, Bill of Materials, and a Fastening Schedule to indicate the number, size, or spacing of fasteners to use at the various junctions. Plus, of course, full or half size patterns that furnish the exterior contours of the listed structural members.

....fastening & fiberglass covering kits (plywood version only)

GLEN-L also prepares Fastening and Fiberglass Covering Kits especially for the plywood version of the BON VOYAGE as noted on the enclosed price list.

Fastening Kits furnish all of the nails and screws to assemble the hull as specified in the plans and Bill of Materials. Available in an economical Galvanized Fastening Kit with bronze nails and galvanized screws, OR the preferable Bronze Fastening Kit with bronze screws and nails.

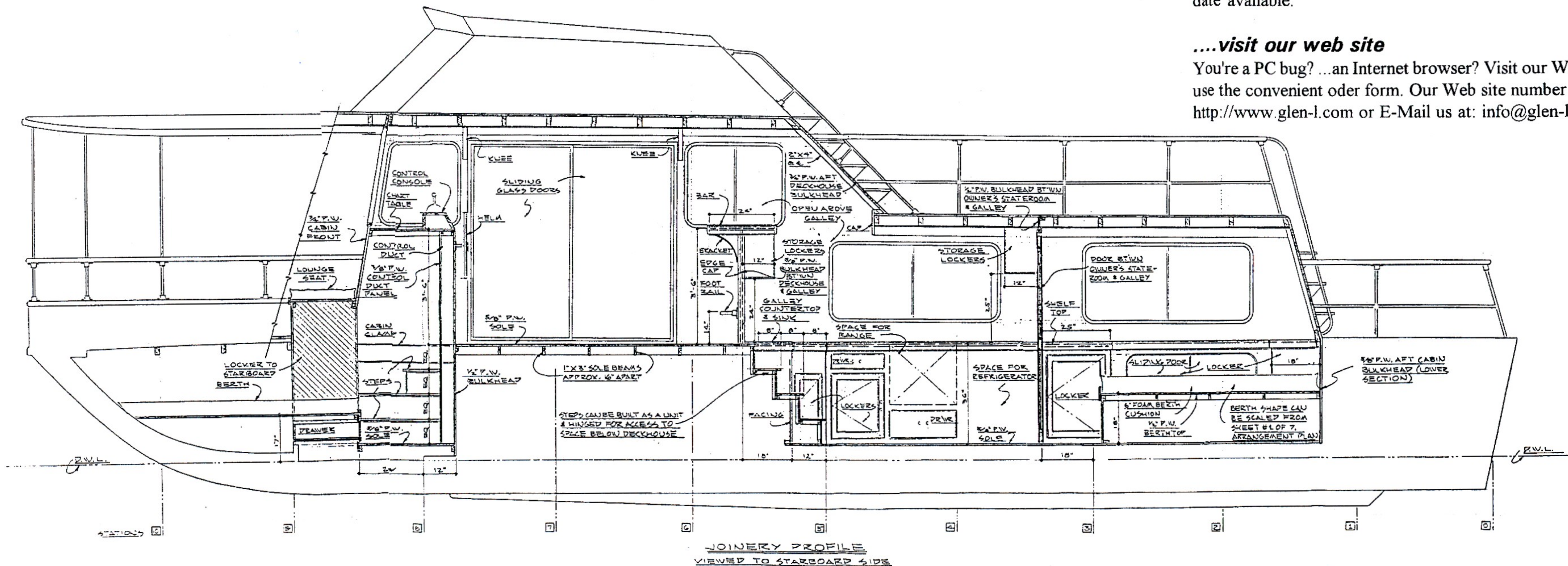
Fiberglass Covering Kits furnish all the fiberglass cloth to cover the bottom, sides, and transom, plus brushes, squeegees, and rollers for application, AND all of the required resin. The Polyester Fiberglass Kit comes with our dual purpose polyester resin with catalyst while the preferred Epoxy Fiberglass Kit contains the superior POXY SHIELD epoxy resin and hardener.

....how you order

Remember we are as close as your phone, fax, or letter. Your order can be placed by phone at 562-630-6258. We're open Monday through Friday from 8:30 AM to 5:00 PM (Pacific time). Or use our FAX 562-630-6280 anytime. We accept Mastercard, Discover, and Visa charge cards. When ordering by phone please have the charge card number and expiration date available.

....visit our web site

You're a PC bug? ...an Internet browser? Visit our Web site and use the convenient order form. Our Web site number is: <http://www.glen-l.com> or E-Mail us at: info@glen-l.com.



STUDY PLANS FOR:
BON VOYAGE

marine **GLEN** designs
9152 Rosecrans Avenue • Bellflower • CA • 90706-2138